














Create a Map Directions

Town

You need to create a map of a town that consists of the following:

			At Least
	(1) Factory		(8) Houses
	(1) Lake		Roads that will travel to all areas that you place on the map
	(5) Shops		(1) Train Station
	(2) Woods		(3) Parking lots
	(2) Churches		(1) Hospital
	(2) Parks		(3) Schools
	(1) Sports Field		

1. Click the print icon at the bottom and write your name at the bottom of the printout.