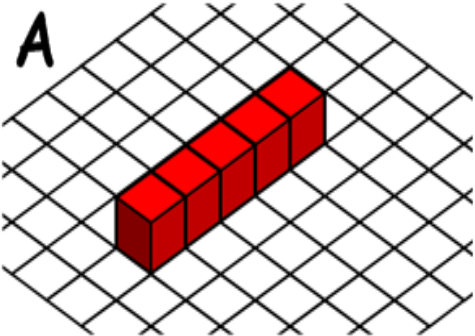
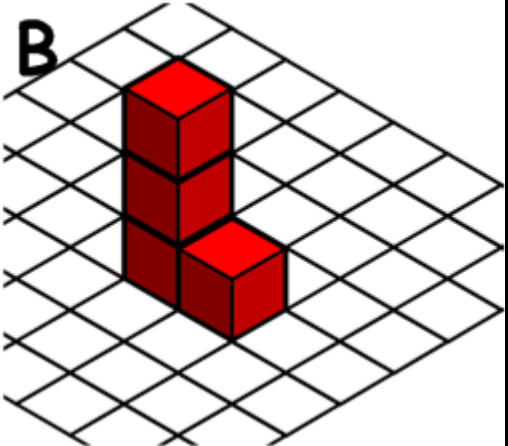
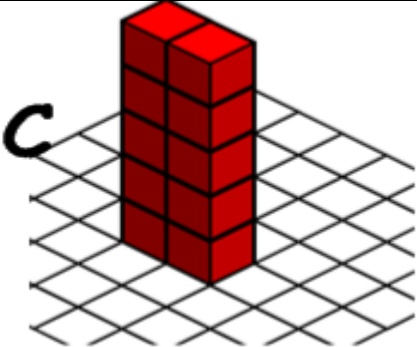
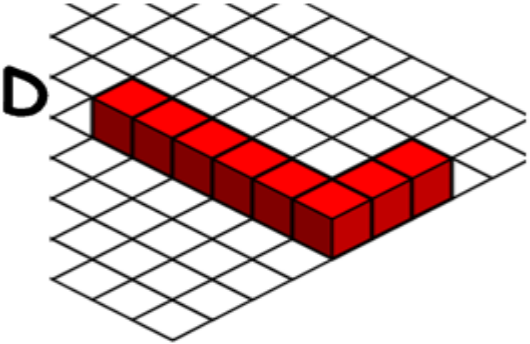
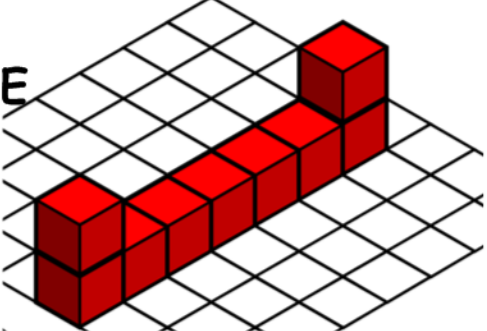
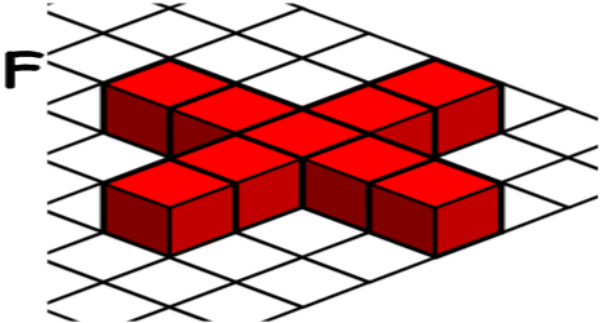


LESSON 1 IMAGE COUNTING



NAME _____

Directions: Count the number of blocks in each unit. Place a circle around the number below each unit that shows the correct number of blocks in that unit.

<p>A</p> 	<p>B</p> 	<p>C</p> 
<p>4 5 6 7 8 9 10</p>	<p>4 5 6 7 8 9 10</p>	<p>4 5 6 7 8 9 10</p>
<p>D</p> 	<p>E</p> 	<p>F</p> 
<p>4 5 6 7 8 9 10</p>	<p>4 5 6 7 8 9 10</p>	<p>4 5 6 7 8 9 10</p>