

Lesson 1 Perimeter of a Rectangle

Name _____


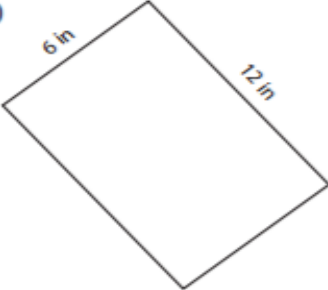






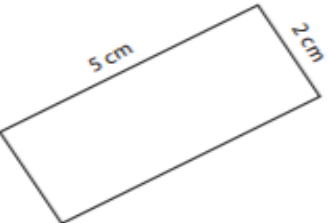


Directions:

Find the perimeter of each rectangle. Scan the QR Code for the instructional video.

Rectangle - Perimeter ES1

Find the perimeter of each rectangle.

| | | |
|--|--|--|
| 1)  Perimeter = <input style="width: 100px;" type="text"/> | 2)  Perimeter = <input style="width: 100px;" type="text"/> | 3)  Perimeter = <input style="width: 100px;" type="text"/> |
| 4)  Perimeter = <input style="width: 100px;" type="text"/> | 5)  Perimeter = <input style="width: 100px;" type="text"/> | 6)  Perimeter = <input style="width: 100px;" type="text"/> |
| 7)  Perimeter = <input style="width: 100px;" type="text"/> | 8)  Perimeter = <input style="width: 100px;" type="text"/> | 9)  Perimeter = <input style="width: 100px;" type="text"/> |