





Name: _____ Lesson 3 Coordinates for Murder Mystery



Directions: Click on the video button to present the directions and the answers to this worksheet. You are the detective in this lesson. Your job is to discover the following facts: (1) Who committed the murder, someone is lying! (2) What room was used for the murder? (3) What weapon was used to commit the murder? The characters that make all truthful coordinates are innocent. The one who tells a lie is the guilty person. (A) First find out the coordinates suspects are located in the mansion. (B) What room was the murder committed in? (C) What weapon was used to commit the murder? Write the **coordinate**, name of the **room** of the murder and the **weapon** used place in spaces provided.

| | (A) Room after | (B) Room | (C) Weapon | | (A) Room after | (B) Room | (C) Weapon |
|---|----------------|----------|------------|---|----------------|----------|------------|
|  | (____, ____) | (6, 9) | (0, 8) |  | (____, ____) | (-7, 4) | (-2, 4) |
|  | (____, ____) | (4, -8) | (-1, -4) |  | (____, ____) | (-6, -4) | (-7, 4) |

