

Lesson 1 Decimals to Percent's



Name _____

Directions: Determine the amount shaded of the whole. Write your answer as PERCENT. Click on the video button above to provide you with instructions and answers. We will provide you three examples.

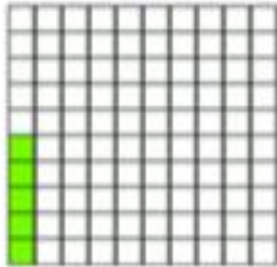
EXAMPLES

A = 5%


B = 14%

C = 72%


A




1



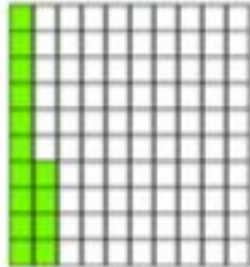
4




7



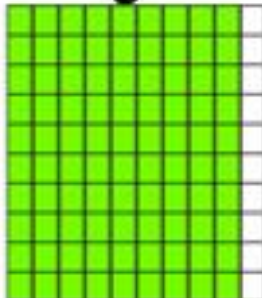
B




2



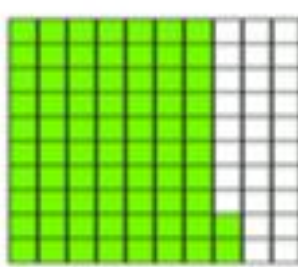
5




8



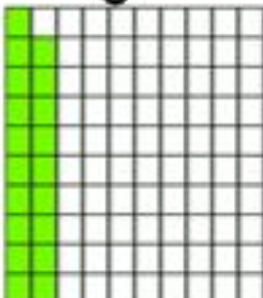
C



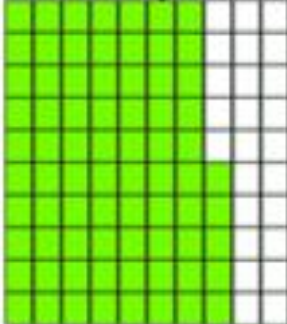
3



6



9



Answers

1. _____

2. _____

3. _____

4. _____

5. _____

6. _____

7. _____

8. _____

9. _____