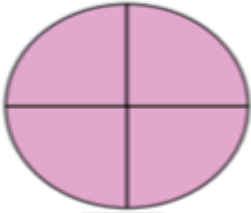
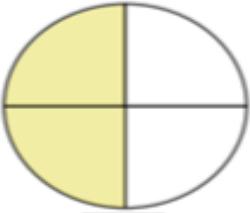
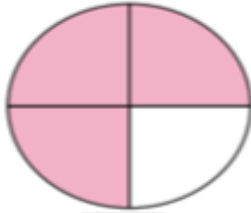


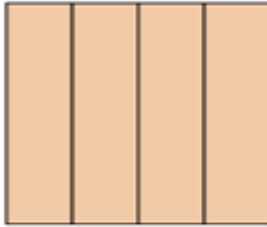
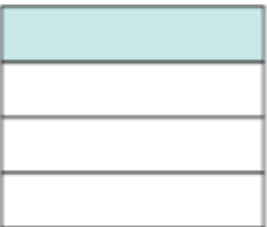


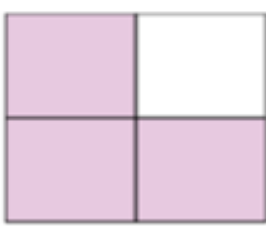
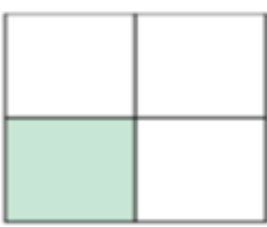
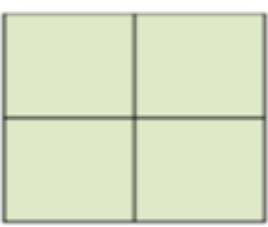


Lesson 1 Determine Fractions

Name _____



Directions: What fraction of the shape has been colored? Write the fraction under the shape. Click on the Video button at the top or the QR Code for instructions and answers.

1)  <input type="text"/> <input type="text"/>	2)  <input type="text"/> <input type="text"/>	3)  <input type="text"/> <input type="text"/>
4)  <input type="text"/> <input type="text"/>	5)  <input type="text"/> <input type="text"/>	6)  <input type="text"/> <input type="text"/>
7)  <input type="text"/> <input type="text"/>	8)  <input type="text"/> <input type="text"/>	9)  <input type="text"/> <input type="text"/>
10)  <input type="text"/> <input type="text"/>	11)  <input type="text"/> <input type="text"/>	12)  <input type="text"/> <input type="text"/>