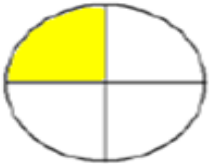
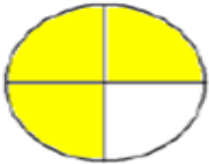
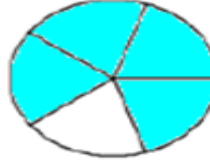
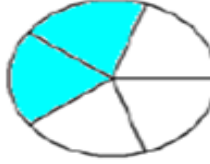
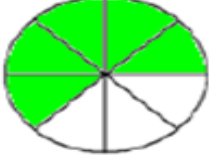
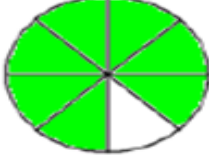
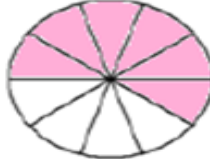
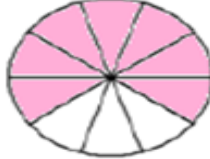


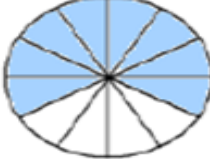
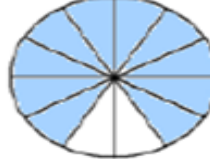

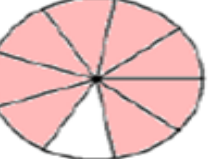
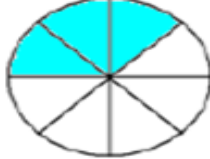
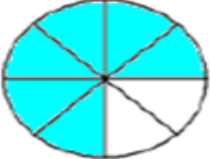






Lesson 3 Comparing Fractions



Name _____

Click on the video button for directions and answers. Write the Correct Comparison Symbol ($>$, $<$ OR $=$) in Each Box that is provided.

1)   $\frac{1}{4}$ <input type="text"/> $\frac{3}{4}$	2)   $\frac{4}{5}$ <input type="text"/> $\frac{2}{5}$
3)   $\frac{5}{8}$ <input type="text"/> $\frac{7}{8}$	4)   $\frac{6}{10}$ <input type="text"/> $\frac{7}{10}$
5)   $\frac{6}{7}$ <input type="text"/> $\frac{4}{7}$	6)   $\frac{8}{12}$ <input type="text"/> $\frac{10}{12}$
7)   $\frac{5}{9}$ <input type="text"/> $\frac{8}{9}$	8)   $\frac{3}{8}$ <input type="text"/> $\frac{6}{8}$
9)   $\frac{13}{16}$ <input type="text"/> $\frac{11}{16}$	10)   $\frac{4}{6}$ <input type="text"/> $\frac{5}{6}$