















Addition with Objects

Lesson - 3



Addition Lesson-A Name _____

- 1) Scan the QR code or click the video button to bring up the video
- 2) Solve the addition problems listed below.
- 3) Place the letter of the correct photo next to the number. Pause video when you understand the directions. Place the video after you have completed all of the problems. Answer will then be provided.

E) $1 + 1 = \underline{2} \underline{G}$		+		G
1) $4 + 3 = \underline{\quad} \underline{\quad}$		+		A
2) $4 + 2 = \underline{\quad} \underline{\quad}$		+		B
3) $5 + 3 = \underline{\quad} \underline{\quad}$		+		C
4) $3 + 3 = \underline{\quad} \underline{\quad}$		+		D
5) $6 + 2 = \underline{\quad} \underline{\quad}$		+		E
6) $3 + 1 = \underline{\quad} \underline{\quad}$		+		F