











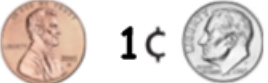









# Lesson 3 Money

Name \_\_\_\_\_

*Directions: Click the button or scan the QR Code to play the video. You need to place a circle around the answers for the coins that are listed in each cell. The video will provide instructions and the answers.*



<p>1¢ 5¢ 10¢ 25¢</p> 	<p>1¢ 5¢ 10¢ 25¢</p> 
<p>1¢ 5¢ 10¢ 25¢</p> 	<p>1¢ 5¢ 10¢ 25¢</p> 
<p>10 11 12 13 14 15 16 17 18 19 20 21 22 23</p> 	<p>10 15 20 25 26 27 28 29 30 31 32 33 34 35</p> 
<p>10 15 20 25 30 35 36 29 30 31 32 33 34 35</p> 	<p>10 15 20 25 30 35 36 29 30 31 32 33 34 35</p> 
<p>10 15 20 25 30 35 36 29 30 31 32 33 34 35</p> 	<p>10 15 20 25 26 27 28 29 30 31 32 33 34 35</p> 

<p>1¢ 10¢</p>  <p>5¢ 25¢</p> 	<p>10 11 12 13 14 15 16 17 18 19 20 21 22 23 24 25 26 27 28 29 30</p> 
<p>10 11 12 13 14 15 16 17 18 19 20 21 22 23 24 25 26 27 28 29 30</p> 	<p>10 11 12 13 14 15 16 17 18 19 20 21 22 23 24 25 26 27 28 29 30</p> 
<p>10 11 12 13 14 15 16 17 18 19 20 21 22 23 24 25 26 27 28 29 30</p> 	<p>10 11 12 13 14 15 16 17 18 19 20 21 22 23 24 25 26 27 28 29 30</p> 
<p>10 11 12 13 14 15 16 17 18 19 20 21 22 23 24 25 26 27 28 29 30</p> 	<p>10 15 16 17 18 19 20 29 30 31 32 33 34 35</p> 
<p>10 15 20 25 30 35 36 29 30 31 32 33 34 35</p> 	<p>10 15 20 25 26 27 28 29 30 31 32 33 34 35</p> 