







# Lesson 6 Money




Name \_\_\_\_\_

*Directions: Click the button or scan the QR Code to play the video. You need to place a circle around the total for the coins that are listed in each cell. The video will provide instructions and the answers.*



	22 ¢
	25 ¢
	27 ¢
<hr/>	
	30 ¢
	55 ¢
	50 ¢
<hr/>	
	24 ¢
	44 ¢
	34 ¢

	45 ¢
	55 ¢
	65 ¢
<hr/>	
	60 ¢
	55 ¢
	65 ¢
<hr/>	
	55 ¢
	45 ¢
	65 ¢

	70 ¢
	65 ¢
	75 ¢
<hr/>	
	65 ¢
	75 ¢
	85 ¢
<hr/>	
	53 ¢
	43 ¢
	63 ¢

