





Lesson D Money





Name _____



Directions: Click the button or scan the QR Code to play the video. You need to place a circle around the total for the coins that are listed in each cell. The video will provide instructions and the answers.







	5 ¢
	8 ¢
	9 ¢


	10 ¢
	5 ¢
	8 ¢



	10 ¢
	5 ¢
 	8 ¢


	15 ¢
	10 ¢
	25 ¢

	20 ¢
	25 ¢
	30 ¢

	30 ¢
	40 ¢
	50 ¢

	25 ¢
	30 ¢
	15 ¢

	30 ¢
	50 ¢
	60 ¢

	30 ¢
	40 ¢
	50 ¢

