













LESSON 19 MATH PICTURE PUZZLE NAME _____















UPPER LEVEL THINKING! AIR FORCE & UNITED STATES COAST GUARD

Directions: You must pay close attention to details. This lesson will provide you that opportunity. Figure out the value at the end of both problems. In the space provided place the value. You may click on the video to provide you with the answers

Problem A

	+		+		= 60
	+		+		= 50
	+		+		= 25
	×		-		= _____

Problem B

	+		+		= 300
	+		+		= 200
	+		+		= 62
	×		-		= _____

Working area