







NAME _____ Lesson D

MATH PICTURE PUZZLES Directions: determine the answer for each picture puzzle place in the space provided. You must look carefully at each picture to determine the correct answer!

A

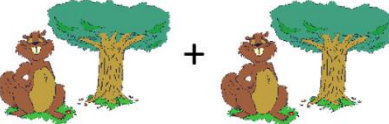

1.)  +  = 6



2.)  +  = 7


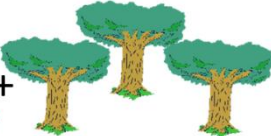
3.)  +  = _____

Write your answers on your

B



1.)  +  = 4



2.)  +  = 3



3.)  +  = _____

Write your answers on your

C



1.)  +  = 4



2.)  +  = 3



3.)  +  = _____

Write your answers on your

D

1.)  +  = 5

2.)  +  = 10

3.)  +  = _____

Write your answers on your