

## Lesson 4 Writing Inequalities

Name \_\_\_\_\_

### Directions:

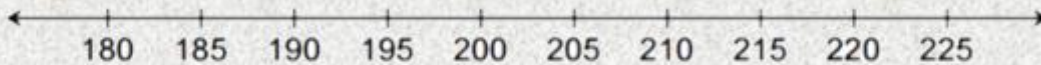
Use the number line to express the inequality.

Draw a line for each problem listed below.

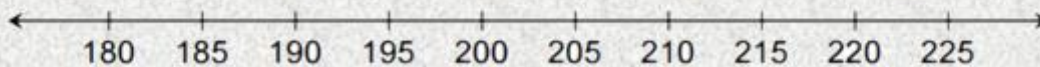
Scan the QR Code to check your answers.




1)  $X \geq 195$



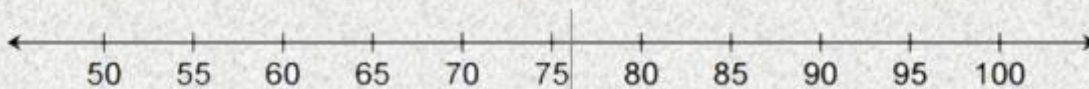
2)  $X \leq 220$



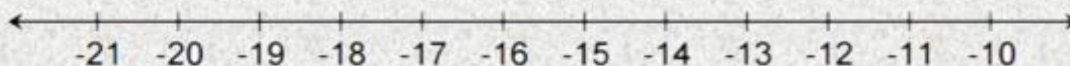
3)  $X > 16$



4)  $X > 75$



5)  $X \leq -15$



6)  $X \leq 11$

