





LESSON 2 Ratios and Proportional Relationships

Name _____

Directions: We have provided for you a video that will show you what you must do for this lesson. You will be told to pause the video and complete the lesson then to continue playing the video to be provided with answers.

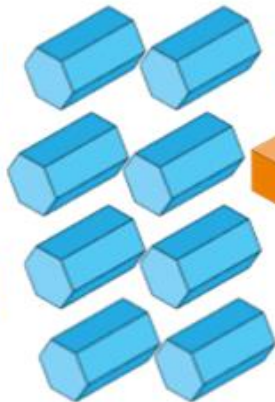

Find the Ratios



What is the Ratio of **Simplified**

↑ to □ = 10 : 20 = 1 : 2

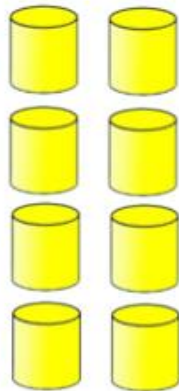
□ to (□ + ↑) = 20 : 30 = 2 : 3



What is the Ratio of **Simplified**

□ to ▭ = 20 : 25 = 4 : 5

□ to (□ + ▭) = 25 : 45 = 5 : 9



What is the Ratio of **Simplified**

⬠ to ⌊ = 12 : 16 = 3 : 4

⬠ to (⬠ + ⌊) = 12 : 28 = 3 : 7