

Lesson 1 Dots -- Subitizing















Name _____



Directions:

As quickly as you can write down the number of dots for each column and row.

Scan the QR code then click open to check your answers.

	A		B	
Row	No.		No.	
1				
2				
3				
4				
5				
6				
7				
8		