

# Lesson 2 Dots -- Subitizing















Name \_\_\_\_\_

## Directions:

As quickly as you can write down the number of dots for each column and row.

Scan the QR code then click open to check your answers.



	<b>A</b>		<b>B</b>	
<b>Row</b>	<b>No.</b>		<b>No.</b>	
<b>1</b>				
<b>2</b>				
<b>3</b>				
<b>4</b>				
<b>5</b>				
<b>6</b>				
<b>7</b>				
<b>8</b>		