













Lesson 4 Ten Frame

Name _____

Directions:

Create your own Ten Frames. Color or place dots in the tables provided below to represent numbers. When you are done place the numbers you have created in the space listed below by the letter.

A		B		C	
D		E		F	
G		H		I	
J		K		L	

A. _____ B. _____ C. _____

D. _____ E. _____ F. _____

G. _____ H. _____ I. _____

J. _____ K. _____ L. _____