

Lesson 6 Dots -- Subtilizing







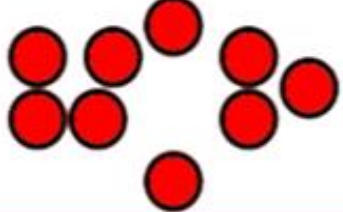

Name _____

Directions:

As quickly as you can write down the number of dots for each column and row, in the spaces provided.

Scan the QR code then click open to check your answers.



	A		B
1			
2			
3			
4			
5	