

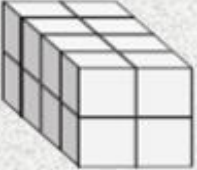
# LESSON 3 VOLUME

NAME \_\_\_\_\_

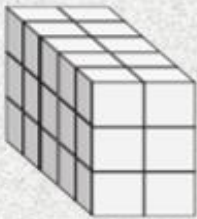


*Directions: Find the length, width and height of the rectangular prism. Then calculate the VOLUME. Place all calculations in the spaces provided.*


*Scan the QR Code to check your answers.*

1) 


L	W	H	V
4	2	2	16
—	—	—	—

2) 

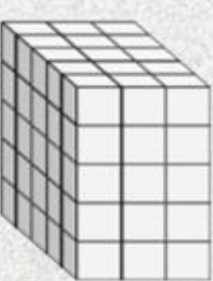
L	W	H	V
—	—	—	—

3) 

L	W	H	V
—	—	—	—

4) 

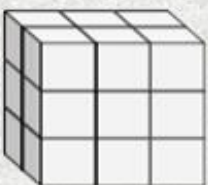
L	W	H	V
—	—	—	—

5) 

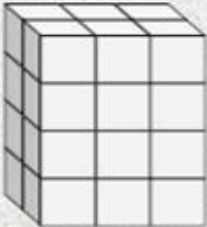
L	W	H	V
—	—	—	—

6) 

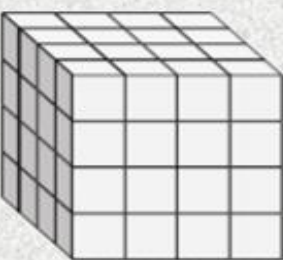
L	W	H	V
—	—	—	—

7) 

L	W	H	V
—	—	—	—

8) 

L	W	H	V
—	—	—	—

9) 

L	W	H	V
—	—	—	—