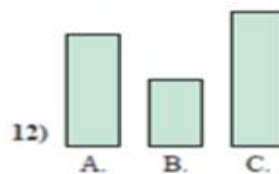
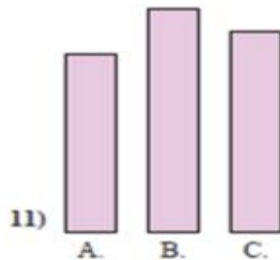


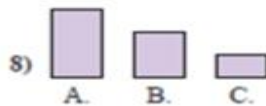
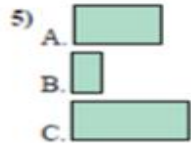
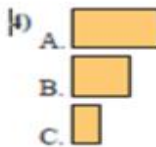
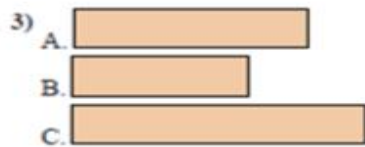




Measurement Comparing Object Lengths



Lesson 2 Comparing Object Lengths Name _____

1. Compare the length of each set.
2. Order the objects from smallest to largest..
3. Place your answer in the space provided.
4. When done scan in the QR code to see check your answers.



1. _____
2. _____
3. _____
4. _____
5. _____
6. _____
7. _____
8. _____
9. _____
10. _____