

LIFE CYCLE GROWTH

Lesson 2 Name _____




1. Place the letter of the life cycle below in the correct order for each item.
2. Click on the 1st QR code for directions if needed.
3. Click on the 2ND QR code when done to see if you are correct.

QR code for voice directions


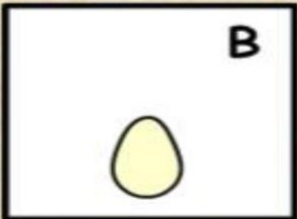
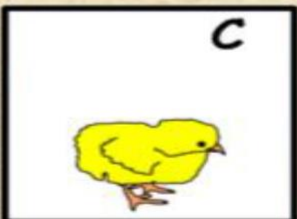
QR code for answers



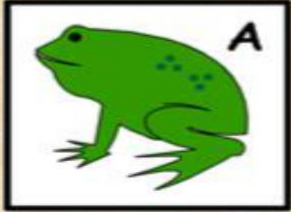
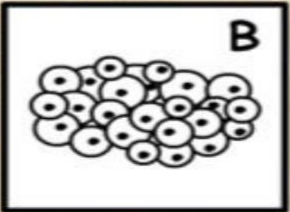
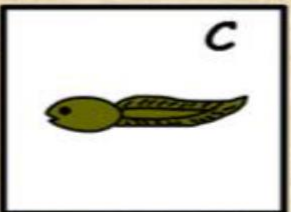
PLANTS

 A	 B	 C
1. _____	2. _____	3. _____

CHICKEN

 A	 B	 C
4. _____	5. _____	6. _____

FROG

 A	 B	 C
7. _____	8. _____	9. _____