

# LIFE CYCLE GROWTH

Lesson 2 Name \_\_\_\_\_


1. Place the letter of the life cycle below in the correct order for each item.
2. Click on the 1st QR code for directions if needed.
3. Click on the 2<sup>ND</sup> QR code when done to see if you are correct.

QR code for voice directions

QR code for answers




## PLANTS



1. \_\_\_\_\_




2. \_\_\_\_\_

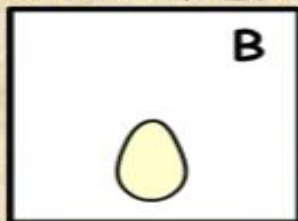


3. \_\_\_\_\_


## CHICKEN



4. \_\_\_\_\_



5. \_\_\_\_\_

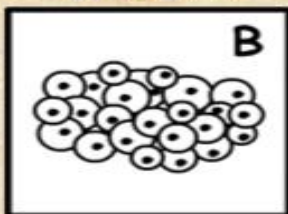


6. \_\_\_\_\_


## FROG



7. \_\_\_\_\_



8. \_\_\_\_\_



9. \_\_\_\_\_