











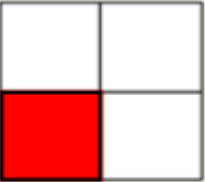

Naming Fractions - 1



Naming Fractions Lesson 1 Name _____

1. Click on video button below for directions & answers
2. Write the letter that describes the shaded portion.
3. When you're done scan in the QR code at the bottom.



1)  A Three Quarters B One-Third C One Quarter	2)  A Three Quarters B Two Quarters C One-Forth	3)  A Two-Fourths B One Quarter C Three Quarters
4)  A Three Quarters B One-Quarter C One Half	5)  A Three Quarters B Two Quarters C One-Quarter	6)  A Two Quarters B Four-Fourths C One Quarter
7)  A Two Quarters B One Quarter C Two Halves	8)  A Two Quarters B One Quarters C Two Quarters	9)  A Two Quarters B Three Quarters C One Quarter
10)  A Three Fourths B One Quarter C Two Fourths	11)  A Two Quarters B Three Quarters C One-Quarter	12)  A Two Quarters B One Fourth C Three Quarters

1.	_____
2.	_____
3.	_____
4.	_____
5.	_____
6.	_____
7.	_____
8.	_____
9.	_____
10.	_____
11.	_____
12.	_____