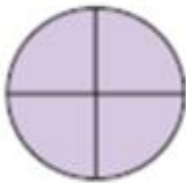
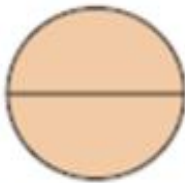







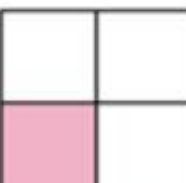

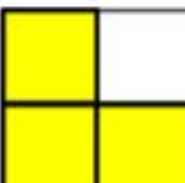


Naming Fractions

Naming Fractions Lesson 3 Name _____

1. Click video button for Directions & Answers
2. Which letter that best describes the shaded portion.
3. When you're done scan in the QR code at the bottom.



1)  A. Two Quarters B. Four-Fourths C. One Quarter	2)  A. Two Quarters B. One Quarter C. Two Halves	3)  A. Two Quarters B. One Quarter C. Three Quarters
4)  A. Three Quarters B. Two Quarters C. One-Fourth	5)  A. Two Quarters B. One Quarter C. Four Quarters	6)  A. Three Quarters B. One Quarter C. One Half
7)  A. Three Quarters B. Two Quarters C. One Quarter	8)  A. One Quarter B. Three Quarters C. Two-Fourths	9)  A. Two Quarters B. Three Quarters C. One Quarter
10)  A. Three Quarters B. One Quarter C. Two Quarters	11)  A. Two-Fourths B. One Quarter C. Three Quarters	12)  A. Two Quarters B. Three-Fourths C. One Quarter

1.	_____
2.	_____
3.	_____
4.	_____
5.	_____
6.	_____
7.	_____
8.	_____
9.	_____
10.	_____
11.	_____
12.	_____