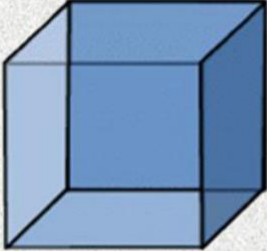
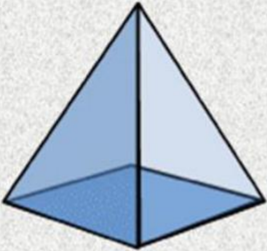
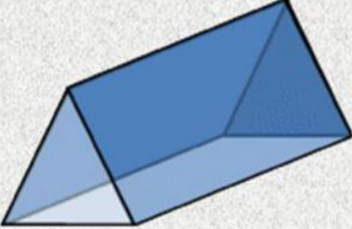

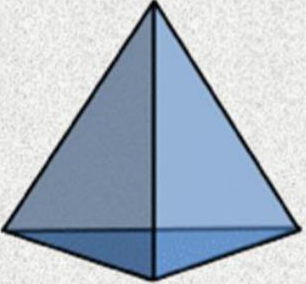
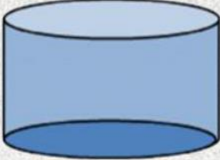



# 3D Shapes Instructional Video Worksheet

Name \_\_\_\_\_

Directions: While watching the video follow along and write the numbers for each of the 3D Objects listed below. Check your work and make sure you are correct.

The first QR Code contains the link to the video. The second QR Code contains the answers.

 Cube	Vertex = ____ Edges = ____ Faces = ____	 Square pyramid	Vertex = ____ Edges = ____ Faces = ____
 Triangular prism	Vertex = ____ Edges = ____ Faces = ____	 Sphere	Vertex = ____ Edges = ____ Faces = ____
 Triangular pyramid	Vertex = ____ Edges = ____ Faces = ____	 Cylinder	Vertex = ____ Edges = ____ Faces = ____

 Rectangular prism	Vertex = ____ Edges = ____ Faces = ____
--	---

(1) Video



(2) Answers

