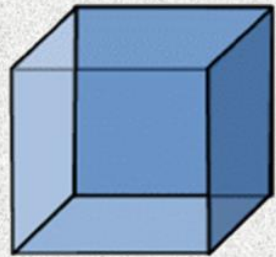


# 3D Shapes Instructional Video Worksheet

Name \_\_\_\_\_

Directions: While watching the video follow along and write the numbers for each of the 3D Objects listed below. Check your work and make sure you are correct.

The first QR Code contains the link to the video. The second QR Code contains the answers.

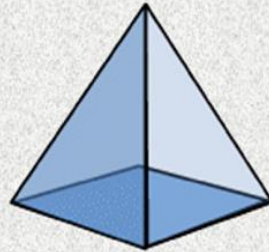


Cube

Vertex = \_\_\_\_

Edges = \_\_\_\_

Faces = \_\_\_\_




Square pyramid

Vertex = \_\_\_\_

Edges = \_\_\_\_

Faces = \_\_\_\_

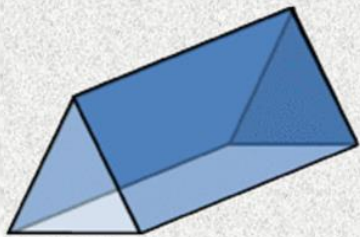


Rectangular prism

Vertex = \_\_\_\_

Edges = \_\_\_\_

Faces = \_\_\_\_




Triangular prism

Vertex = \_\_\_\_

Edges = \_\_\_\_

Faces = \_\_\_\_



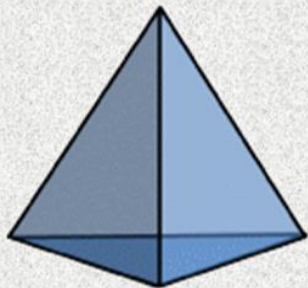
Sphere

Vertex = \_\_\_\_

Edges = \_\_\_\_

Faces = \_\_\_\_

(1) Video

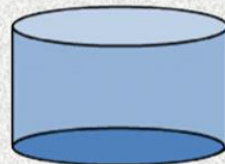


Triangular pyramid

Vertex = \_\_\_\_

Edges = \_\_\_\_

Faces = \_\_\_\_



Cylinder

Vertex = \_\_\_\_

Edges = \_\_\_\_

Faces = \_\_\_\_

(2) Answers

