

# Area & Perimeter of Rectangles Lesson -1



Name \_\_\_\_\_


Directions: Find the area and perimeter of each rectangle.

1. Place the answer in the space provided.

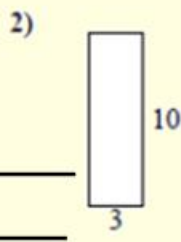
2. When Finished Scan in the QR code to see if you are correct

Area Multiply  
Two sides

Perimeter  
Add all sides  
together



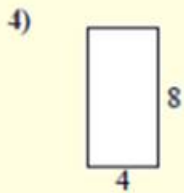
A \_\_\_\_\_  
P \_\_\_\_\_



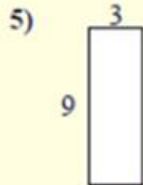
A \_\_\_\_\_  
P \_\_\_\_\_



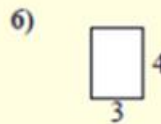
A \_\_\_\_\_  
P \_\_\_\_\_




A \_\_\_\_\_  
P \_\_\_\_\_



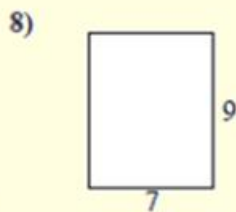
A \_\_\_\_\_  
P \_\_\_\_\_




A \_\_\_\_\_  
P \_\_\_\_\_



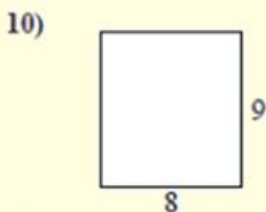
A \_\_\_\_\_  
P \_\_\_\_\_




A \_\_\_\_\_  
P \_\_\_\_\_



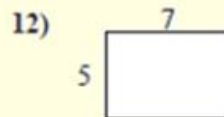
A \_\_\_\_\_  
P \_\_\_\_\_



A \_\_\_\_\_  
P \_\_\_\_\_



A \_\_\_\_\_  
P \_\_\_\_\_



A \_\_\_\_\_  
P \_\_\_\_\_