




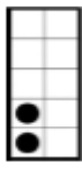
LESSON 2 COUNTING THE DOTS 1 – 6  
Subtraction

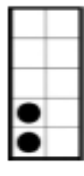





NAME \_\_\_\_\_


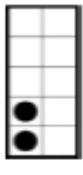
*Directions: Add the dots and place the number in the Space provided. Click on the Video button or Scan the QR Code to check your answers*



 -  = \_\_\_\_\_ **A**



 -  = \_\_\_\_\_ **G**


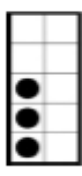
 -  = \_\_\_\_\_ **B**



 -  = \_\_\_\_\_ **H**



 -  = \_\_\_\_\_ **C**


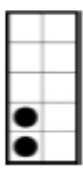
 -  = \_\_\_\_\_ **I**



 -  = \_\_\_\_\_ **D**

 -  = \_\_\_\_\_ **J**

 -  = \_\_\_\_\_ **E**

 -  = \_\_\_\_\_ **K**

 -  = \_\_\_\_\_ **F**

 -  = \_\_\_\_\_ **L**