








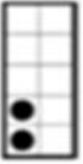
















LESSON 3 COUNTING THE DOTS 1 – 9 SUBTRACTION



NAME _____

Directions: Add the dots and place the number in the Space provided. Click on the Video button or Scan the QR Code to check your answers

 -  = <u>1</u> A	 -  = <u>0</u> G
 -  = <u>1</u> B	 -  = <u>2</u> H
 -  = <u>1</u> C	 -  = <u>1</u> I
 -  = <u>2</u> D	 -  = <u>2</u> J
 -  = <u>2</u> E	 -  = <u>4</u> K
 -  = <u>6</u> F	 -  = <u>1</u> L