

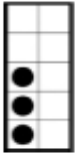
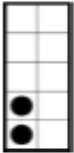
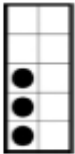





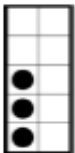

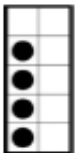



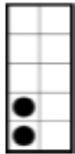

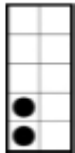


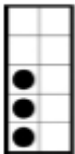




# LESSON B COUNTING THE DOTS 0 – 4

## SUBTRACTION

NAME \_\_\_\_\_



Add the dots and place the number in the Space provided. Scan the QR Code to check your answers.

	-		=	_____
	-		=	_____
	-		=	_____
	-		=	_____
	-		=	_____
	-		=	_____
	-		=	_____
	-		=	_____
	-		=	_____
	-		=	_____
	-		=	_____
	-		=	_____