



# Addition with Objects



## Lesson - A







Addition Lesson-A Name \_\_\_\_\_



- 1) Solve the addition problems listed below.
- 2) Place the letter of the correct photo next to the number.
- 3) Scan the QR code after you complete the page to see if you got it correct answers.



E)  $1 + 1 = \underline{2} \underline{G}$   +  **G**



1)  $4 + 3 = \underline{\quad} \underline{\quad}$   +  **A**

2)  $4 + 2 = \underline{\quad} \underline{\quad}$   +  **B**

3)  $5 + 3 = \underline{\quad} \underline{\quad}$   +  **C**

4)  $3 + 3 = \underline{\quad} \underline{\quad}$   +  **D**

5)  $6 + 2 = \underline{\quad} \underline{\quad}$   +  **E**

6)  $3 + 1 = \underline{\quad} \underline{\quad}$   +  **F**

