

















Addition with Objects

Lesson - B



Addition Lesson-B Name _____

- 1) Solve the addition problems listed below.
- 2) Place the letter of the correct photo next to the number.
- 3) Scan the QR code after you complete the page to see if you got it correct answers.

E) $2 + 2 = \underline{4} \underline{H}$		+		H
1) $6 + 6 = \underline{\quad} \underline{\quad}$		+		A
2) $6 + 4 = \underline{\quad} \underline{\quad}$		+		B
3) $6 + 1 = \underline{\quad} \underline{\quad}$		+		C
4) $5 + 5 = \underline{\quad} \underline{\quad}$		+		D
5) $6 + 5 = \underline{\quad} \underline{\quad}$		+		E
6) $6 + 2 = \underline{\quad} \underline{\quad}$		+		F
7) $5 + 4 = \underline{\quad} \underline{\quad}$		+		G