

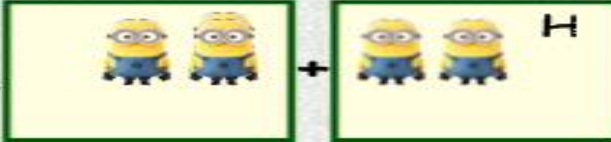
Addition with Objects


Lesson - B

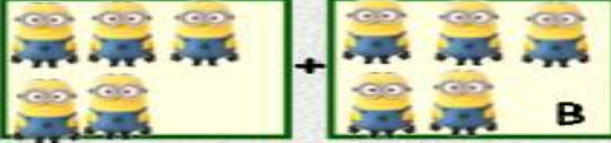



Addition Lesson-B Name _____

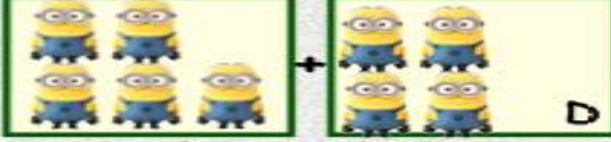
- 1) Solve the addition problems listed below.
- 2) Place the letter of the correct photo next to the number.
- 3) Scan the QR code after you complete the page to see if you got it correct answers.


E) $2 + 2 = \underline{4} \underline{H}$  H

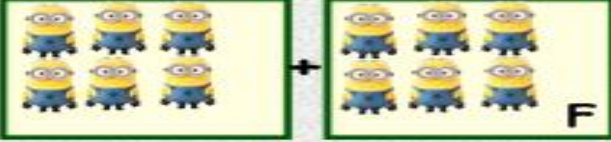
1) $6 + 6 = \underline{\quad} \underline{\quad}$  A


2) $6 + 4 = \underline{\quad} \underline{\quad}$  B

3) $6 + 1 = \underline{\quad} \underline{\quad}$  C

4) $5 + 5 = \underline{\quad} \underline{\quad}$  D

5) $6 + 5 = \underline{\quad} \underline{\quad}$  E

6) $6 + 2 = \underline{\quad} \underline{\quad}$  F

7) $5 + 4 = \underline{\quad} \underline{\quad}$  G