

Science – The Weather

Lesson 1 Name _____


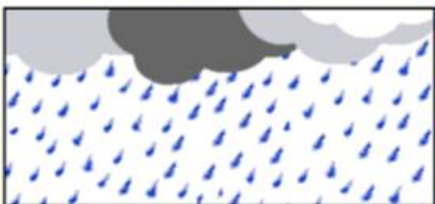

1. Place a circle around the letter that tells what the picture is about
2. When you are done scan in the QR code to check your answers.

Scan in the RED QR below for directions

Scan in the QR code below for answers






1

	A
	B
	C

1. Dry Weather A B C
2. Wet Weather A B C
3. Stormy Weather A B C

2

	A
	B
	C

4. Overcast A B C
5. Partly Cloudy A B C
6. Sunny A B C