

2MD9

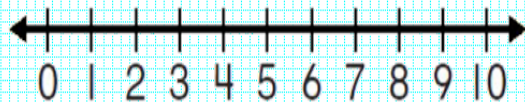
Worksheet video 1 Name _____

Show measurement by making line plots.

Problem 1

Use the tally chart to make a line plot.

| Sports Played | Tally |
|---------------|-------|
| 0 | |
| 1 | |
| 2 | |
| 4 | |

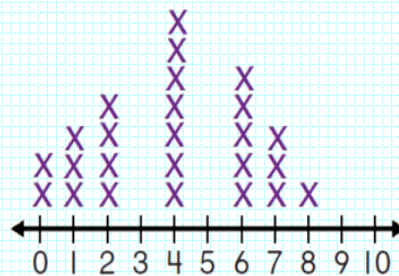


Show measurement by making line plots.

Problem 2

Use the data from the line plot.

Number of Shells Collected



The same number of people collected which numbers of shells? _____

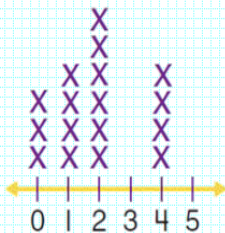
How many people found 2 shells? _____

Show measurement by making line plots.

Problem 3

How many people made more than 2 Paintings?

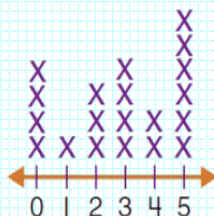
Paintings Made



- a. 3 b. 4
c. 8 d. 7

How many people biked 2 miles?

Number of Miles Biked



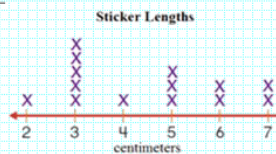
- a. 2 b. 3
c. 4 d. 6

Show measurement by making line plots.

Use the data in the table to choose the correct line plot.
Problem 4

| Sticker Lengths | |
|-----------------|-------|
| Centimeters | Tally |
| 2 | |
| 3 | |
| 4 | |
| 6 | |
| 7 | |

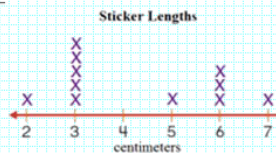
a.



b.



c.



d.

