













LESSON 6 PICTURE MATH NAME \_\_\_\_\_





Directions: In the space provided place the value of each object. You may click on the video to provide you with the answers


Working area

**A**













				70
				100
				70
60	40	80	60	










**B**













				135
				125
				130
95	120	75	100	










**C**













				65
				75
				70
75	35	35	65	







**D**

				150
				100
				150
100	120	90	90	

