

























Addition with Objects

Lesson - C



Addition Lesson-B Name _____

- 1) Solve the addition problems listed below.
- 2) Place the letter of the correct photo next to the number.
- 3) Scan the QR code after you complete the page to see if you got it correct answers.

E) $3 + 2 = \underline{5} \quad \underline{H}$		+		 H
1) $8 + 4 = \underline{\quad} \underline{\quad}$		+		 A
2) $6 + 1 = \underline{\quad} \underline{\quad}$		+		 B
3) $9 + 4 = \underline{\quad} \underline{\quad}$		+		 C
4) $5 + 1 = \underline{\quad} \underline{\quad}$		+		 D
5) $8 + 2 = \underline{\quad} \underline{\quad}$		+		 E
6) $7 + 7 = \underline{\quad} \underline{\quad}$		+		 F
7) $4 + 4 = \underline{\quad} \underline{\quad}$		+		 G